



District Report Card: 2017


State: Uttarakhand	District: Garhwal
Class: 3	Subject: Language
Schools: 61	Students: 534


Participation/Coverage


Students

<div>GENDER</div> <div></div>	Boys		Girls	
	Number	%	Number	%
	262	49.06	272	50.94

<div>AREA</div> <div></div>	Rural		Urban	
	Number	%	Number	%
	456	85.39	78	14.61

<div>CATEGORY</div> <div></div>	SC		ST		OBC		GEN	
	Number	%	Number	%	Number	%	Number	%
	180	33.71	1	0.19	31	5.81	322	60.30

<div>CWSN</div> <div></div>	LD	VI	HI	S&LD	ID	Oth
	2	0	0	1	0	2

<div>Management</div> <div></div>	Government		Government-aided	
	Number	%	Number	%
	534	100.00	0	0.00

Average Performance of Students in Language (%)

Overall	Gender		Area		Management		Social Group			
	Male	Female	Rural	Urban	Govt.	Aided	SC	ST	OBC	GEN
76.63	75.29	77.92	76.11	79.66	76.63	0.00	76.22	60.00	76.56	76.92

Performance on Learning Outcomes (LOs)

Learning Outcomes	Description	Average Performance(%)
L304	Reads small texts with comprehension i.e., identifies main ideas, details, sequence and draws conclusions	76.18
L312	Reads printed scripts on the classroom walls: poems, posters, charts etc.	77.53

Range of Performance of Students who Answered Correctly							
Below 30%		30% - 50%		50% - 75%		Above 75%	
Number	%	Number	%	Number	%	Number	%
18	3.37	45	8.43	160	29.96	311	58.24

Lowest Performing Learning Outcomes (LOs)

- 1 - Reads small texts with comprehension i.e., identifies main ideas, details, sequence and draws conclusions (76.18)
- 2 - Reads printed scripts on the classroom walls: poems, posters, charts etc. (77.53)